



FINAL INSPECTION REPORT

Description: 2-Channel Wavelength Combiner

Item #: RB62A1

SN: T006650

Wavelengths:

Channel 1: 473 nm

Channel 2: 670 nm

Bandwidth: ± 5 nm

Max Power Level: 50 mW

Fiber Type: 460HP

Combiner Test Data at Target Wavelength ^a		
	Channel 1	Channel 2
Color	Blue	Red
Design Wavelength	473 nm	670 nm
Transmission ^b	96.61%	99.31%
Insertion Loss ^c	0.15 dB	0.03 dB
Isolation ^d	25.90 dB	36.10 dB

Combiner Test Data over Bandwidth ^{a,e}		
	Channel 1	Channel 2
Bandwidth	468-478 nm	665-675 nm
Insertion Loss ^{c,e}	0.19 dB	0.05 dB
Isolation ^{d,e}	21.8 dB	26.8 dB

a. All values are measured at room temperature without connectors.

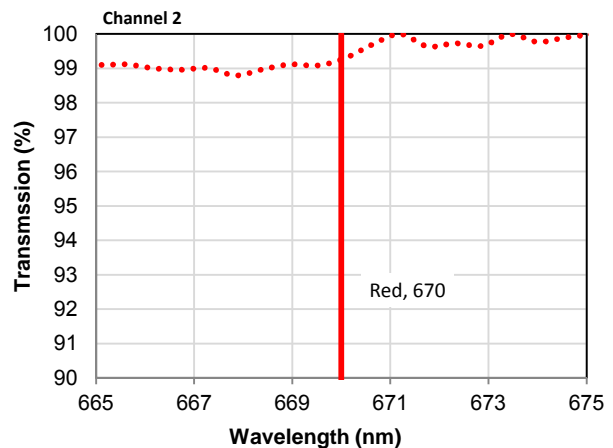
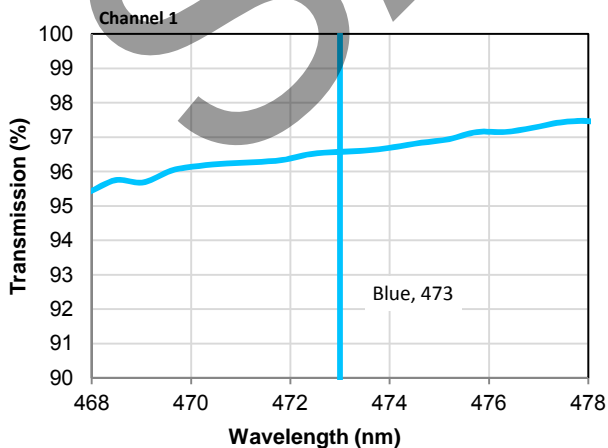
b. Calculated from measured insertion loss data below.

c. Insertion loss is the ratio of the input power to the output power for each leg of the wavelength combiner.

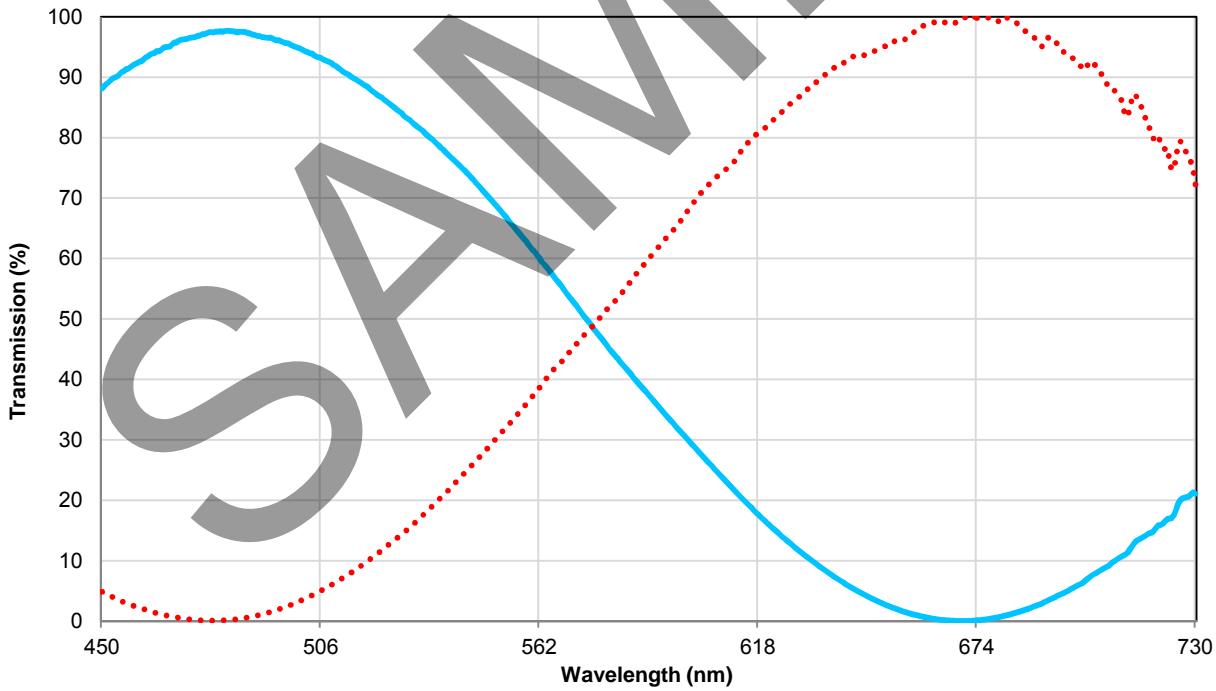
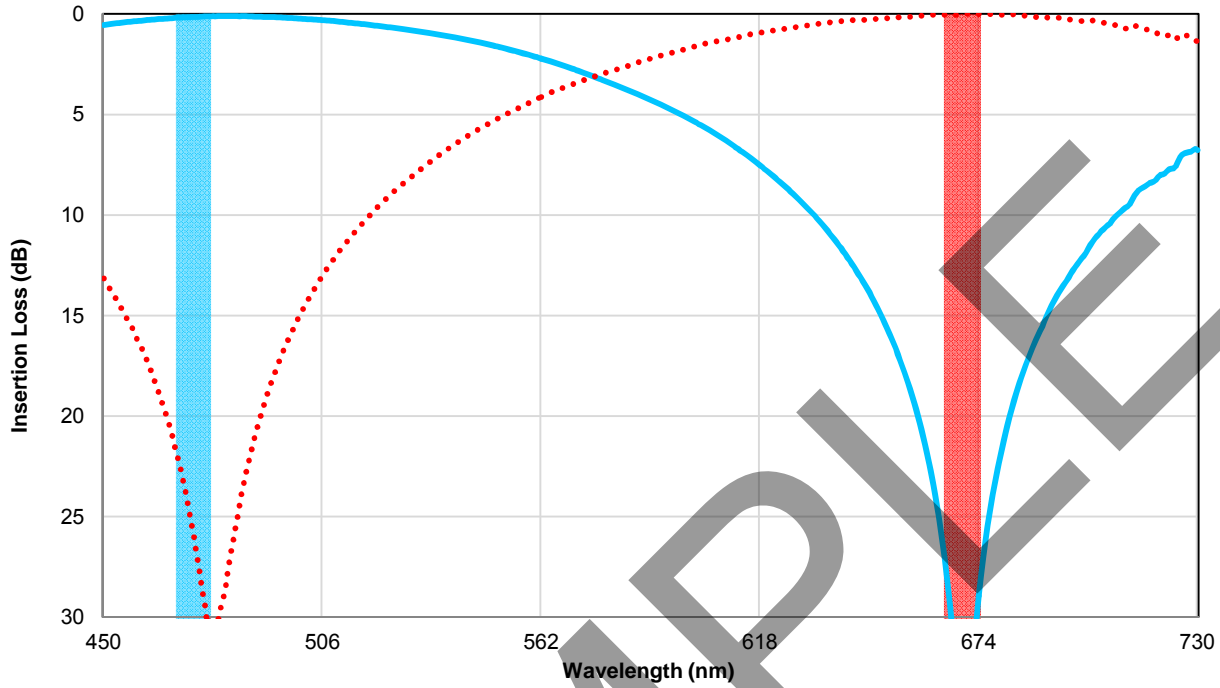
d. Isolation represents the minimum crosstalk between channels over the bandwidth.

e. Data shows worst case measurement over bandwidth.

Channel Test Data



Test Data



This wavelength combiner operation is only guaranteed around each channel's bandwidth as defined by the colored regions above, Thorlabs displays a wider wavelength range to provide insight into how this particular device would perform if used outside its guaranteed operating range. The out-of-band performance can vary from device to device.

Verified by: _____