

CHAPTERS

Optical Elements

Polarization Optics

Optical Isolators

Optical Systems

Optics Kits

SECTIONS

Spherical Lenses

Achromatic Lenses

Aspheric Lenses

Cylindrical Lenses

Mirrors

Spectral Filters

ND Filters

Beamsplitters

Prisms

Gratings

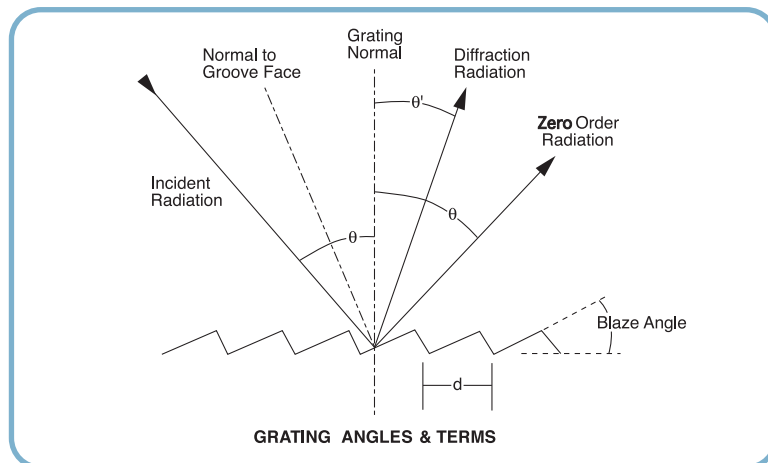
Windows

Diffusers

Introduction to Diffraction Gratings

Diffraction Gratings (Ruled and Holographic)

Diffraction gratings can be divided into two basic categories: holographic and ruled. A ruled grating is produced by physically forming grooves on a reflective surface by using a diamond tool mounted on a ruling engine. The distance between adjacent grooves and the angle they form with the substrate affect both the dispersion and efficiency of the grating.



A holographic grating, by contrast, is produced using a photolithographic process where an interference pattern is generated to expose preferentially portions of a photoresist coating.

The general grating equation may be written as

$$n\lambda = d(\sin \theta + \sin \theta')$$

where n is the order of diffraction, λ is the diffracted wavelength, d is the grating constant (the distance between grooves), θ is the angle of incidence measured from the grating normal, and θ' is the angle of diffraction measured from the grating normal.

The overall efficiency of the gratings depends on several application-specific parameters such as wavelength, polarization, and angle of incidence of the incoming light. The efficiency is also affected by the grating design parameters such as blaze angle for the ruled gratings and profile depth for the holographic gratings.

The Ruling Process

Ruling an original or master grating requires an appropriate substrate (usually glass or copper), polishing the substrate to a tenth wave ($\lambda/10$), and coating it with a thin layer of aluminum by vacuum deposition. Parallel, equally spaced grooves are ruled in a groove profile. Unless otherwise specified, rectangular gratings are cut such that the grooves are parallel to the shorter side. The ruling engine must be able to retrace the exact path of the diamond forming tool on each stroke and to index (advance) the substrate a predetermined amount after each cut. Numerous test gratings are created and measured. After testing, a new original grating is ruled on a large substrate. The original grating is very expensive, and as a result, ruled gratings were rarely used until after the development of the replication process.

The Holographic Process

The substrate for a holographic grating is coated with a photosensitive (photoresist) material rather than the reflective coating used in ruled gratings. The photoresist is exposed by positioning the coated blank between the intersecting, monochromatic, coherent beams of light from a laser (e.g., an argon laser at 488 nm). The intersecting laser beams generate a sinusoidal intensity pattern of parallel, equally spaced interference fringes in the photoresist material. Since the solubility of the resist is dependent on its exposure to light, the intensity pattern becomes a surface

pattern after being immersed in solvent. The substrate surface is then coated with a reflective material and can be replicated by the same process used for ruled originals. Since holographic gratings are produced optically, groove form and spacing are extremely uniform, which is why holographic gratings do not exhibit the ghosting effects seen in ruled gratings. The result is that holographic gratings generate significantly less stray light than ruled gratings.

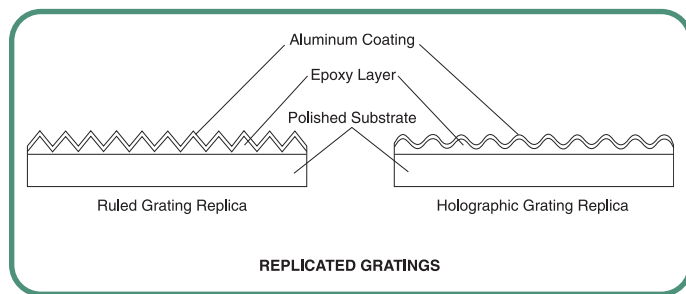
The Replication Process

In the late 1940's, White and Frazer developed the process for precision replication, allowing a large number of gratings to be produced from a single master, either ruled or holographic. This procedure results in the transfer of the three-dimensional topography of a master grating onto another substrate. Hence, the master grating is reproduced in full relief to extremely close tolerances. This process led to the commercialization of gratings and has resulted in the current widespread use of gratings in spectrometers.

Transmission Grating

Transmission gratings simplify optical designs and can be beneficial in fixed grating applications such as spectrographs.

Thorlabs' offering of blazed transmission gratings is designed for optimum performance in the UV, visible, and IR spectrum, with varying dispersiveness. In most cases, the efficiency is comparable to that of reflection gratings typically used in the same region of the spectrum. By necessity, transmission gratings require relatively coarse groove spacings to maintain high efficiency. As the diffraction angles increase with the finer spacings, the refractive properties of the materials used limit the transmission at the higher wavelengths, and performance drops off. The grating dispersion characteristics, however, lend themselves to compact systems utilizing small detector arrays. In addition, the transmission gratings are relatively insensitive to the polarization of the incident light and are very forgiving of some types of grating alignment errors.



Choosing a Diffraction Grating

Factors in Selecting a Thorlabs Grating

Selection of a grating requires consideration of a number of factors, some of which are listed below. For more information, please see page 874.

Efficiency: In general, ruled gratings have a higher efficiency than holographic gratings. Applications such as fluorescence excitation and other radiation-induced reactions may require a ruled grating.

Blaze Wavelength: Ruled gratings with a sawtooth groove profile have a relatively sharp efficiency peak around their blaze wavelength, while some holographic gratings have a flatter spectral response. Applications centered around a narrow wavelength range could benefit from a ruled grating blazed at that wavelength.

Wavelength Range: The spectral range covered by a grating is dependent on groove spacing and is the same for ruled and

holographic gratings having the same grating constant. As a rule of thumb, the first order efficiency of a grating decreases by 50% at $0.66\lambda_b$ and $1.5\lambda_b$, where λ_b is the blaze wavelength. Note: No grating can diffract a wavelength that is greater than 2 times the groove period.

Stray Light: For applications such as Raman spectroscopy, where signal-to-noise is critical, the inherent low stray light of a holographic grating is an advantage.

Resolving Power: The resolving power of a grating is a measure of its ability to spatially separate two wavelengths. It is determined by applying the Rayleigh criteria to the diffraction maxima; two wavelengths are resolvable when the maxima of one wavelength coincides with the minima of the second wavelength. The chromatic resolving power (R) is defined by $R = \lambda/\Delta\lambda = nN$, where $\Delta\lambda$ is the resolvable wavelength difference, n is the diffraction order, and N is the number of grooves illuminated.

Diffraction Grating Quick Reference

Custom Grating Sizes Available

Ruled

These replicated, ruled diffraction gratings are offered in a variety of sizes and blaze angles. Ruled gratings typically can achieve higher efficiencies than holographic gratings due to their blaze angles. Efficiency curves for all of these gratings are shown on the following pages to aid in selection of the appropriate grating.

See Page 876

Holographic

These gratings do not suffer from the periodic errors that can occur in ruled gratings, and hence, ghosted images are nonexistent. Particularly in applications like Raman spectroscopy, where signal to noise is critical, the inherent low stray light of holographic gratings is an advantage. Thorlabs offers these gratings with spacings up to 3600 lines/mm.

See Page 880

Echelle

These gratings are special low-period gratings designed for use in the high orders. They are generally used with a second grating or prism to separate overlapping diffracted orders. The resolution of an Echelle grating built on a precision glass substrate is typically 80-90% of the maximum theoretical resolution, which makes them ideal for high resolution spectroscopy.

See Page 882

Transmission

Transmission gratings allow for simple linear (source -> grating -> detector) optical designs that can be beneficial in making compact fixed grating applications such as spectrographs. In addition, the performance of transmission gratings is insensitive to some types of grating alignment errors. Transmission and reflection gratings have comparable efficiencies, which can be optimized for a specific spectral region by selecting the appropriate groove spacing and blaze angle. Transmission gratings are relatively insensitive to the polarization of the incident light. Thorlabs offers gratings optimized for UV, visible, and IR applications.

See Page 883

HANDLING OF GRATINGS

The surface of a diffraction grating can be easily damaged by fingerprints, aerosols, moisture, or the slightest contact with any abrasive material. Gratings should only be handled when necessary and always held by the sides. Latex gloves or a similar protective covering should be worn to prevent transfer of oil from fingers to the grating surface.

Any attempt to clean a grating with a solvent voids the warranty. No attempt should be made to clean a grating other than blowing off dust with clean, dry air or nitrogen.

CHAPTERS

Optical Elements

Polarization Optics

Optical Isolators

Optical Systems

Optics Kits

SECTIONS

Spherical Lenses

Achromatic Lenses

Aspheric Lenses

Cylindrical Lenses

Mirrors

Spectral Filters

ND Filters

Beamsplitters

Prisms

Gratings

Windows

Diffusers

Ruled Diffraction Gratings (Page 1 of 4)

NEW
versions

Specifications

- **Efficiencies:** 60-80% at Blaze λ (in Littrow)
- **Dimensional Tolerances:** ± 0.5 mm
- **Ghost Intensities:** $< 0.5\%$ of Parent Line
- **Damage Threshold:** 350 mJ/cm² at 200 ns (Pulsed); 40 W/cm² (CW)
- **Surface Quality:** 60-40 Scratch-Dig

Highlights

- Higher Efficiencies than Holographic Gratings
- Offered in 5 Sizes
 - 12.7 mm x 12.7 mm x 6 mm
 - 12.5 mm x 25 mm x 9.5 mm
 - 25 mm x 25 mm x 6 mm
 - 25 mm x 50 mm x 9.5 mm
 - 50 mm x 50 mm x 9.5 mm

These replicated, ruled diffraction gratings are offered in a variety of sizes and blaze angles. Ruled gratings typically achieve higher efficiencies than holographic gratings due to their blaze angles. Efficiency curves for all of these gratings are shown on the following pages to aid in selection of the appropriate grating.

75 Grooves (lines/mm)

ITEM #	BLAZE WAVELENGTH	BLAZE ANGLE	DISPERSION	SIZE	\$	£	€	RMB
NEW GR1325-07106	10.6 μ m	21° 0'	12.3 nm/mrad	12.5 mm x 25 mm x 9.5 mm	\$ 151.20	£ 108.86	€ 131,54	¥ 1,205.06
NEW GR2550-07106	10.6 μ m	21° 0'	12.3 nm/mrad	25 mm x 50 mm x 9.5 mm	\$ 289.80	£ 208.66	€ 252,13	¥ 2,309.71

100 Grooves (lines/mm)

ITEM #	BLAZE WAVELENGTH	BLAZE ANGLE	DISPERSION	SIZE	\$	£	€	RMB
NEW GR1325-10106	10.6 μ m	27° 0'	8.5 nm/mrad	12.5 mm x 25 mm x 9.5 mm	\$ 151.20	£ 108.86	€ 131,54	¥ 1,205.06
NEW GR2550-10106	10.6 μ m	27° 0'	8.5 nm/mrad	25 mm x 50 mm x 9.5 mm	\$ 289.80	£ 208.66	€ 252,13	¥ 2,309.71

150 Grooves (lines/mm)

ITEM #	BLAZE WAVELENGTH	BLAZE ANGLE	DISPERSION	SIZE	\$	£	€	RMB
NEW GR1325-15106	10.6 μ m	35° 0'	4.2 nm/mrad	12.5 mm x 25 mm x 9.5 mm	\$ 151.20	£ 108.86	€ 131,54	¥ 1,205.06
NEW GR2550-15106	10.6 μ m	35° 0'	4.2 nm/mrad	25 mm x 50 mm x 9.5 mm	\$ 289.80	£ 208.66	€ 252,13	¥ 2,309.71

300 Grooves (lines/mm)

ITEM #	BLAZE WAVELENGTH	BLAZE ANGLE	DISPERSION	SIZE	\$	£	€	RMB
GR25-0303	300 nm	2° 34'	3.33 nm/mrad	25 mm x 25 mm x 6 mm	\$ 102.00	£ 73.44	€ 88,74	¥ 812.94
GR13-0305	500 nm	4° 18'	3.32 nm/mrad	12.7 mm x 12.7 mm x 6 mm	\$ 62.50	£ 45.00	€ 54,38	¥ 498.13
GR25-0305	500 nm	4° 18'	3.32 nm/mrad	25 mm x 25 mm x 6 mm	\$ 102.00	£ 73.44	€ 88,74	¥ 812.94
GR50-0305	500 nm	4° 18'	3.32 nm/mrad	50 mm x 50 mm x 9.5 mm	\$ 179.60	£ 129.31	€ 156,25	¥ 1,431.41
GR13-0310	1 μ m	8° 36'	3.30 nm/mrad	12.7 mm x 12.7 mm x 6 mm	\$ 62.50	£ 45.00	€ 54,38	¥ 498.13
GR25-0310	1 μ m	8° 36'	3.30 nm/mrad	25 mm x 25 mm x 6 mm	\$ 102.00	£ 73.44	€ 88,74	¥ 812.94
GR50-0310	1 μ m	8° 36'	3.30 nm/mrad	50 mm x 50 mm x 9.5 mm	\$ 179.60	£ 129.31	€ 156,25	¥ 1,431.41
NEW GR1325-30035	3.5 μ m	26.5°	0.35 nm/mrad	12.5 mm x 25 mm x 9.5 mm	\$ 151.20	£ 108.86	€ 131,54	¥ 1,205.06
NEW GR2550-30035	3.5 μ m	26.5°	0.35 nm/mrad	25 mm x 50 mm x 9.5 mm	\$ 289.80	£ 208.66	€ 252,13	¥ 2,309.71

450 Grooves (lines/mm)

ITEM #	BLAZE WAVELENGTH	BLAZE ANGLE	DISPERSION	SIZE	\$	£	€	RMB
NEW GR1325-45031	3.1 μ m	32° 0'	1.6 nm/mrad	12.5 mm x 25 mm x 9.5 mm	\$ 151.20	£ 108.86	€ 131,54	¥ 1,205.06
NEW GR2550-45031	3.1 μ m	32° 0'	1.6 nm/mrad	25 mm x 50 mm x 9.5 mm	\$ 289.80	£ 208.66	€ 252,13	¥ 2,309.71

Handling of Gratings

The surface of a diffraction grating can be easily damaged by fingerprints, aerosols, moisture, or the slightest contact with an abrasive material. Always hold these optics by the sides and wear latex gloves or a similar protective covering to avoid the transfer of natural hand oils.

Warranty Information

Any attempt to clean a grating with a solvent will void the warranty. Dust should only be removed using clean, dry air or nitrogen. Scratches or other minor cosmetic imperfections on the grating surface do not usually affect performance and are not considered defects.

Ruled Diffraction Gratings (Page 2 of 4)

CHAPTERS ▾

Optical Elements

Polarization Optics

Optical Isolators

Optical Systems

Optics Kits

SECTIONS ▾

Spherical Lenses

Achromatic Lenses

Aspheric Lenses

Cylindrical Lenses

Mirrors

Spectral Filters

ND Filters

Beamsplitters

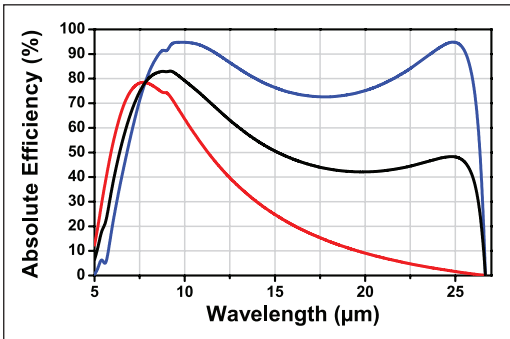
Prisms

Gratings

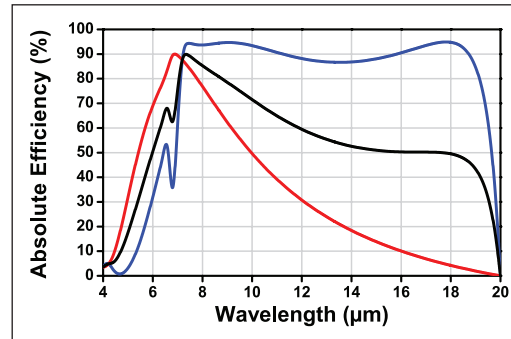
Windows

Diffusers

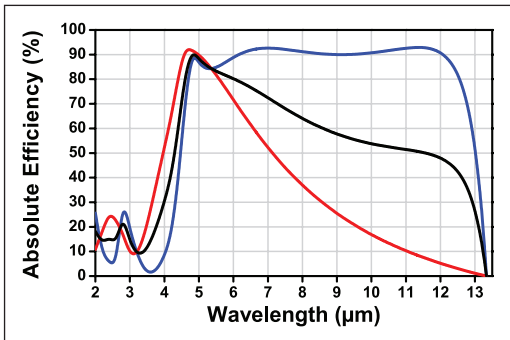
75 grooves/mm Blazed at 10.6 μm



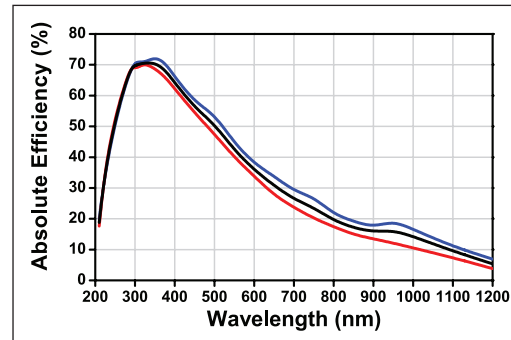
100 grooves/mm Blazed at 10.6 μm



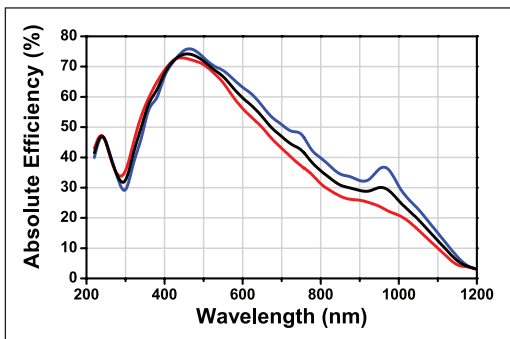
150 grooves/mm Blazed at 10.6 μm



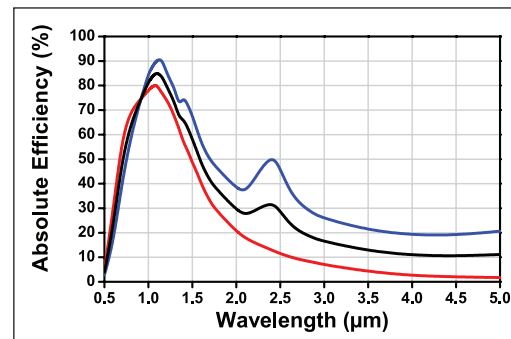
300 grooves/mm Blazed at 300 nm



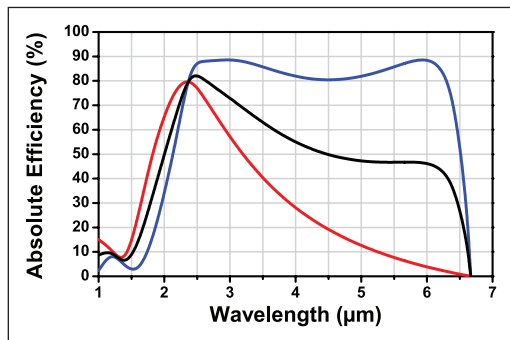
300 grooves/mm Blazed at 500 nm



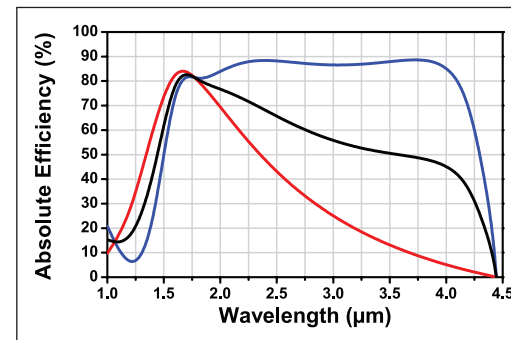
300 grooves/mm Blazed at 1 μm



300 grooves/mm Blazed at 3.5 μm



450 grooves/mm Blazed at 3.5 μm



- S-Polarized Polarization
- P-Polarized Polarization
- Average

Efficiency Curve Key

All gratings are measured in the Littrow mounting configuration and utilize an aluminum reflective coat.

For current pricing, please see our website.

CHAPTERS

Optical Elements

Polarization Optics

Optical Isolators

Optical Systems

Optics Kits

SECTIONS

Spherical Lenses

Achromatic Lenses

Aspheric Lenses

Cylindrical Lenses

Mirrors

Spectral Filters

ND Filters

Beamsplitters

Prisms

Gratings

Windows

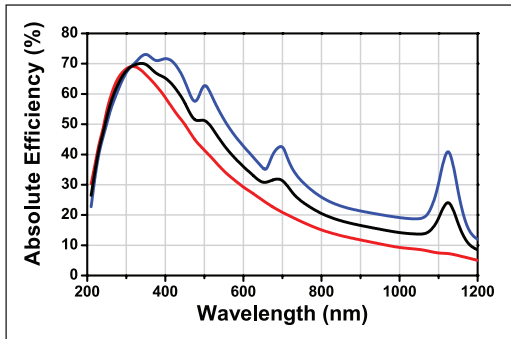
Diffusers

Ruled Diffraction Gratings (Page 3 of 4)

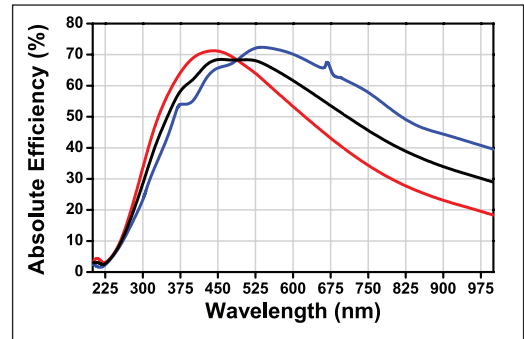
600 Grooves (lines/mm)

ITEM #	BLAZE WAVELENGTH	BLAZE ANGLE	DISPERSION	SIZE	\$	£	€	RMB
GR50-0603	300 nm	5° 9'	1.67 nm/mrad	50 mm x 50 mm x 9.5 mm	\$ 179.60	£ 129.31	€ 156,25	¥ 1,431.41
GR13-0605	500 nm	8° 37'	1.65 nm/mrad	12.7 mm x 12.7 mm x 6 mm	\$ 62.50	£ 45.00	€ 54,38	¥ 498.13
GR25-0605	500 nm	8° 37'	1.65 nm/mrad	25 mm x 25 mm x 6 mm	\$ 102.00	£ 73.44	€ 88,74	¥ 812.94
GR50-0605	500 nm	8° 37'	1.65 nm/mrad	50 mm x 50 mm x 9.5 mm	\$ 179.60	£ 129.31	€ 156,25	¥ 1,431.41
GR13-0608	750 nm	13° 0'	1.62 nm/mrad	12.7 mm x 12.7 mm x 6 mm	\$ 62.50	£ 45.00	€ 54,38	¥ 498.13
GR25-0608	750 nm	13° 0'	1.62 nm/mrad	25 mm x 25 mm x 6 mm	\$ 102.00	£ 73.44	€ 88,74	¥ 812.94
GR50-0608	750 nm	13° 0'	1.62 nm/mrad	50 mm x 50 mm x 9.5 mm	\$ 179.60	£ 129.31	€ 156,25	¥ 1,431.41
GR13-0610	1 µm	17° 27'	1.59 nm/mrad	12.7 mm x 12.7 mm x 6 mm	\$ 62.50	£ 45.00	€ 54,38	¥ 498.13
GR25-0610	1 µm	17° 27'	1.59 nm/mrad	25 mm x 25 mm x 6 mm	\$ 102.00	£ 73.44	€ 88,74	¥ 812.94
GR50-0610	1 µm	17° 27'	1.59 nm/mrad	50 mm x 50 mm x 9.5 mm	\$ 179.60	£ 129.31	€ 156,25	¥ 1,431.41
GR25-0613	1.25 µm	22° 1'	1.55 nm/mrad	25 mm x 25 mm x 6 mm	\$ 102.00	£ 73.44	€ 88,74	¥ 812.94
GR50-0613	1.25 µm	22° 1'	1.55 nm/mrad	50 mm x 50 mm x 9.5 mm	\$ 179.60	£ 129.31	€ 156,25	¥ 1,431.41
GR13-0616	1.6 µm	28° 41'	1.46 nm/mrad	12.5 mm x 12.5 mm x 6 mm	\$ 62.50	£ 45.00	€ 54,38	¥ 498.13
GR25-0616	1.6 µm	28° 41'	1.46 nm/mrad	25 mm x 25 mm x 6 mm	\$ 102.00	£ 73.44	€ 88,74	¥ 812.94
GR50-0616	1.6 µm	28° 41'	1.46 nm/mrad	50 mm x 50 mm x 9.5 mm	\$ 179.60	£ 129.31	€ 156,25	¥ 1,431.41

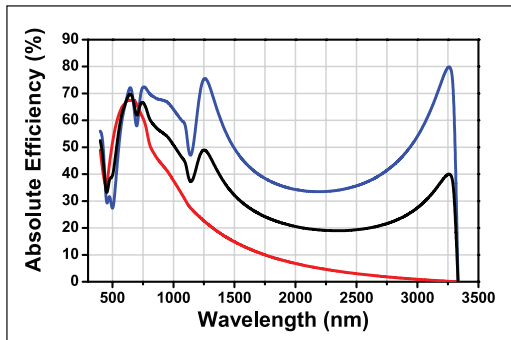
600 grooves/mm Blazed at 300 nm



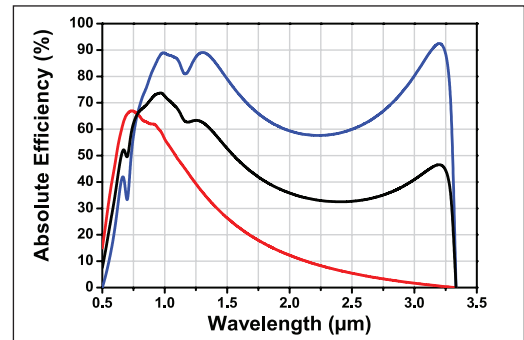
600 grooves/mm Blazed at 500 nm



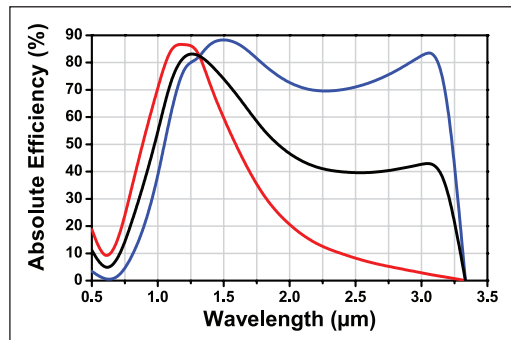
600 grooves/mm Blazed at 750 nm



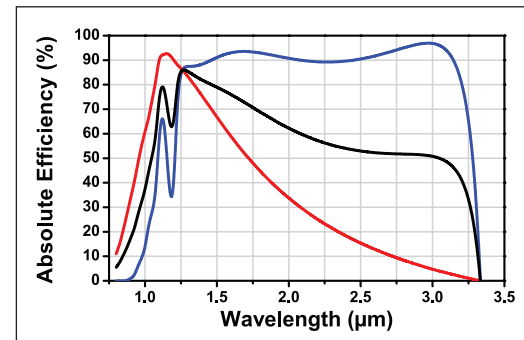
600 grooves/mm Blazed at 1 µm



600 grooves/mm Blazed at 1.25 µm



600 grooves/mm Blazed at 1.6 µm



- S-Polarized Polarization
- P-Polarized Polarization
- Average

Efficiency Curve Key

All gratings are measured in the Littrow mounting configuration and utilize an aluminum reflective coat.

Ruled Diffraction Gratings (Page 4 of 4)

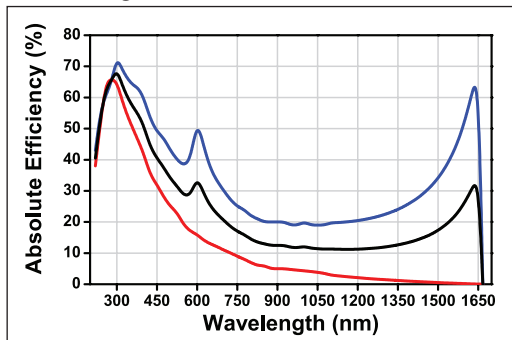
1200 Grooves (lines/mm)

ITEM #	BLAZE WAVELENGTH	BLAZE ANGLE	DISPERSION	SIZE	\$	£	€	RMB
GR13-1203	300 nm	10° 22'	0.82 nm/mrad	12.7 mm x 12.7 mm x 6 mm	\$ 62.50	£ 45.00	€ 54.38	¥ 498.13
GR25-1204	400 nm	13° 53'	0.81 nm/mrad	25 mm x 25 mm x 6 mm	\$ 102.00	£ 73.44	€ 88.74	¥ 812.94
GR50-1204	400 nm	13° 53'	0.81 nm/mrad	50 mm x 50 mm x 9.5 mm	\$ 179.60	£ 129.31	€ 156.25	¥ 1,431.41
GR13-1205	500 nm	17° 27'	0.80 nm/mrad	12.7 mm x 12.7 mm x 6 mm	\$ 62.50	£ 45.00	€ 54.38	¥ 498.13
GR25-1205	500 nm	17° 27'	0.80 nm/mrad	25 mm x 25 mm x 6 mm	\$ 102.00	£ 73.44	€ 88.74	¥ 812.94
GR50-1205	500 nm	17° 27'	0.80 nm/mrad	50 mm x 50 mm x 9.5 mm	\$ 179.60	£ 129.31	€ 156.25	¥ 1,431.41
GR13-1208	750 nm	26° 44'	0.74 nm/mrad	12.7 mm x 12.7 mm x 6 mm	\$ 62.50	£ 45.00	€ 54.38	¥ 498.13
GR25-1208	750 nm	26° 44'	0.74 nm/mrad	25 mm x 25 mm x 6 mm	\$ 102.00	£ 73.44	€ 88.74	¥ 812.94
GR50-1208	750 nm	26° 44'	0.74 nm/mrad	50 mm x 50 mm x 9.5 mm	\$ 179.60	£ 129.31	€ 156.25	¥ 1,431.41
GR13-1210	1 μm	36° 52'	0.67 nm/mrad	12.7 mm x 12.7 mm x 6 mm	\$ 62.50	£ 45.00	€ 54.38	¥ 498.13
GR25-1210	1 μm	36° 52'	0.67 nm/mrad	25 mm x 25 mm x 6 mm	\$ 102.00	£ 73.44	€ 88.74	¥ 812.94
GR50-1210	1 μm	36° 52'	0.67 nm/mrad	50 mm x 50 mm x 9.5 mm	\$ 179.60	£ 129.31	€ 156.25	¥ 1,431.41

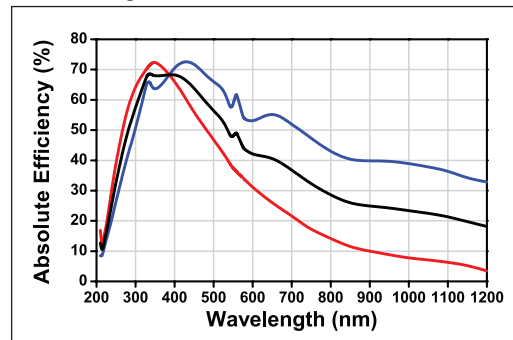
1800 Grooves (lines/mm)

ITEM #	BLAZE WAVELENGTH	BLAZE ANGLE	DISPERSION	SIZE	\$	£	€	RMB
GR13-1850	500 nm	26° 44'	0.50 nm/mrad	12.7 mm x 12.7 mm x 6 mm	\$ 62.50	£ 45.00	€ 54.38	¥ 498.13
GR25-1850	500 nm	26° 44'	0.50 nm/mrad	25 mm x 25 mm x 6 mm	\$ 102.00	£ 73.44	€ 88.74	¥ 812.94
GR50-1850	500 nm	26° 44'	0.50 nm/mrad	25 mm x 50 mm x 9.5 mm	\$ 179.60	£ 129.31	€ 156.25	¥ 1,431.41

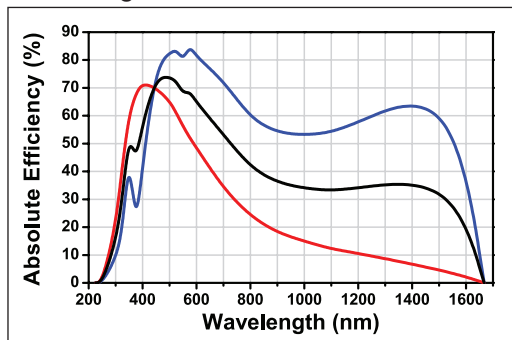
1200 grooves/mm Blazed at 300 nm



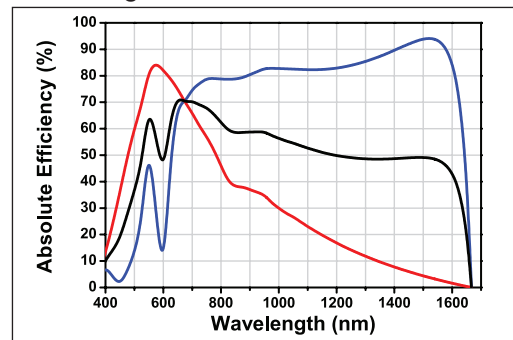
1200 grooves/mm Blazed at 400 nm



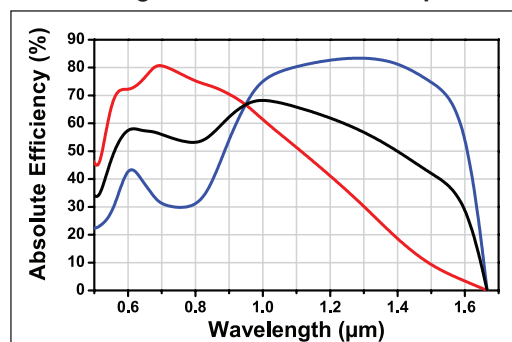
1200 grooves/mm Blazed at 500 nm



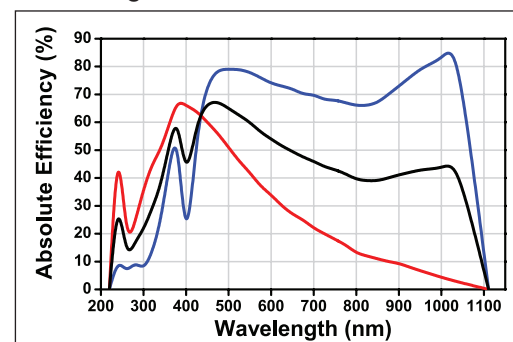
1200 grooves/mm Blazed at 750 nm



1200 grooves/mm Blazed at 1 μm



1800 grooves/mm Blazed at 500 nm



Gratings are easily damaged. Please see the Handling and Warranty Information on page 875.